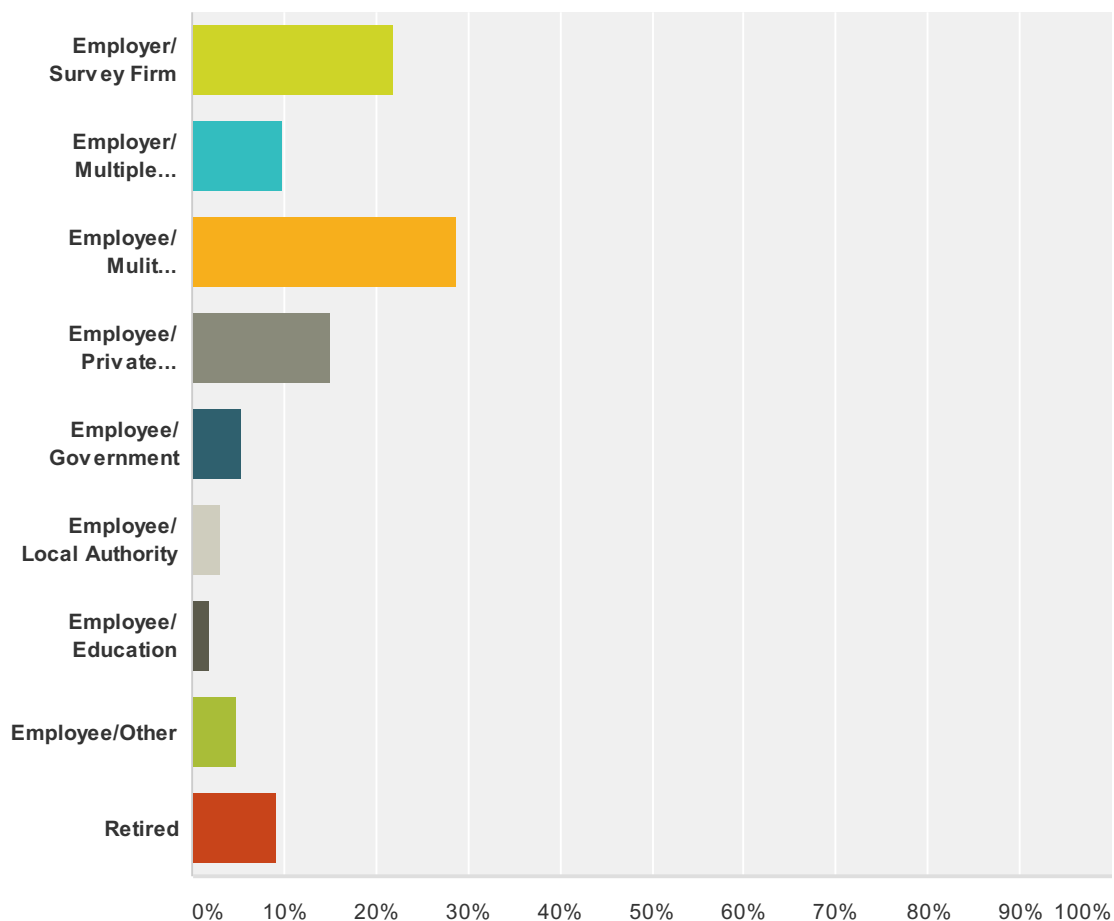


Q1 What is your role in your occupation?

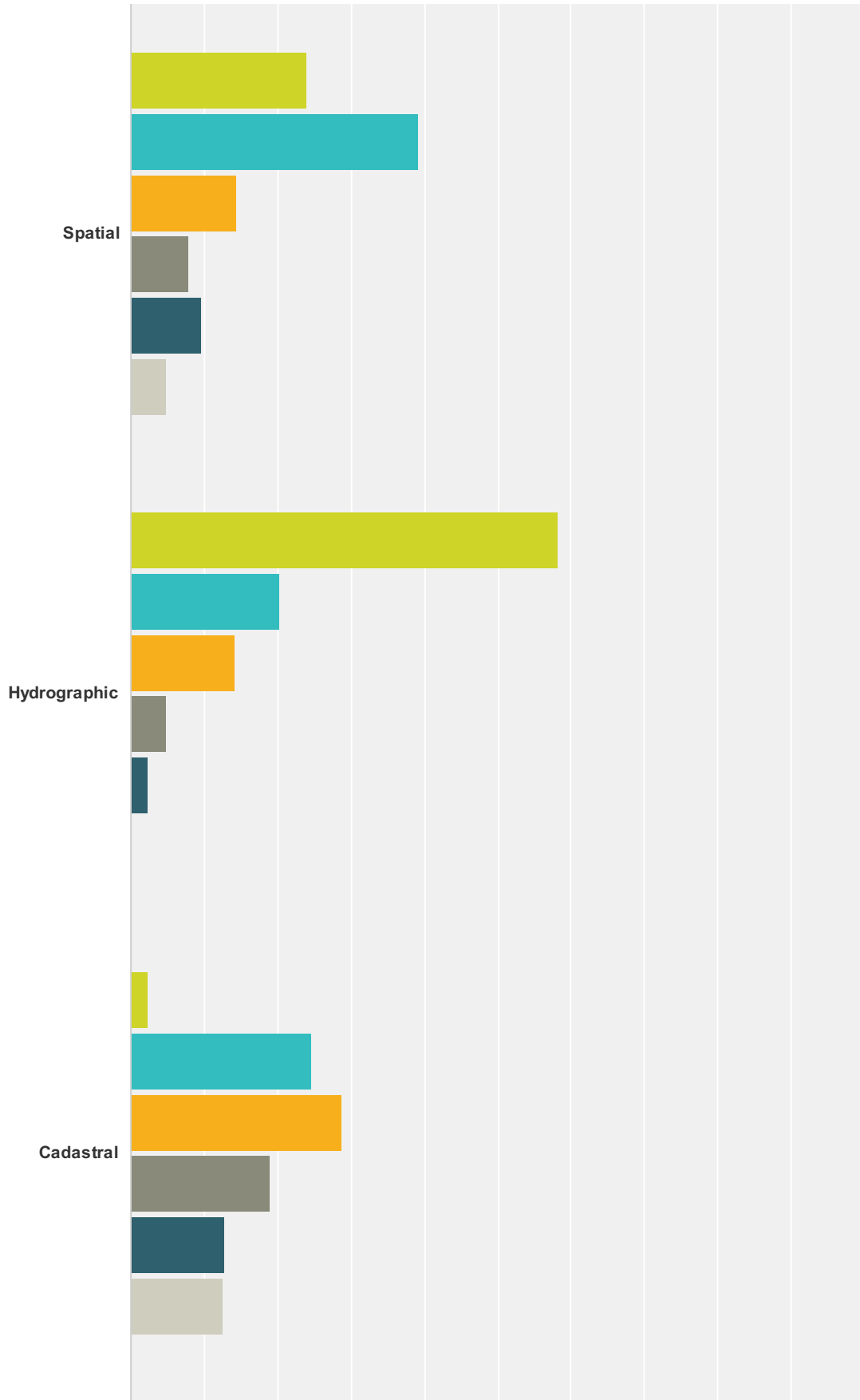
Answered: 327 Skipped: 0



Answer Choices	Responses
Employer/ Survey Firm	22.02% 72
Employer/ Multiple Discipline Firm	9.79% 32
Employee/ Multit Discipline Firm	28.75% 94
Employee/ Private Practice	14.98% 49
Employee/ Government	5.50% 18
Employee/ Local Authority	3.06% 10
Employee/ Education	1.83% 6
Employee/Other	4.89% 16
Retired	9.17% 30
Total	327

Q2 How many years experience have you had in the sector?

Answered: 326 Skipped: 1

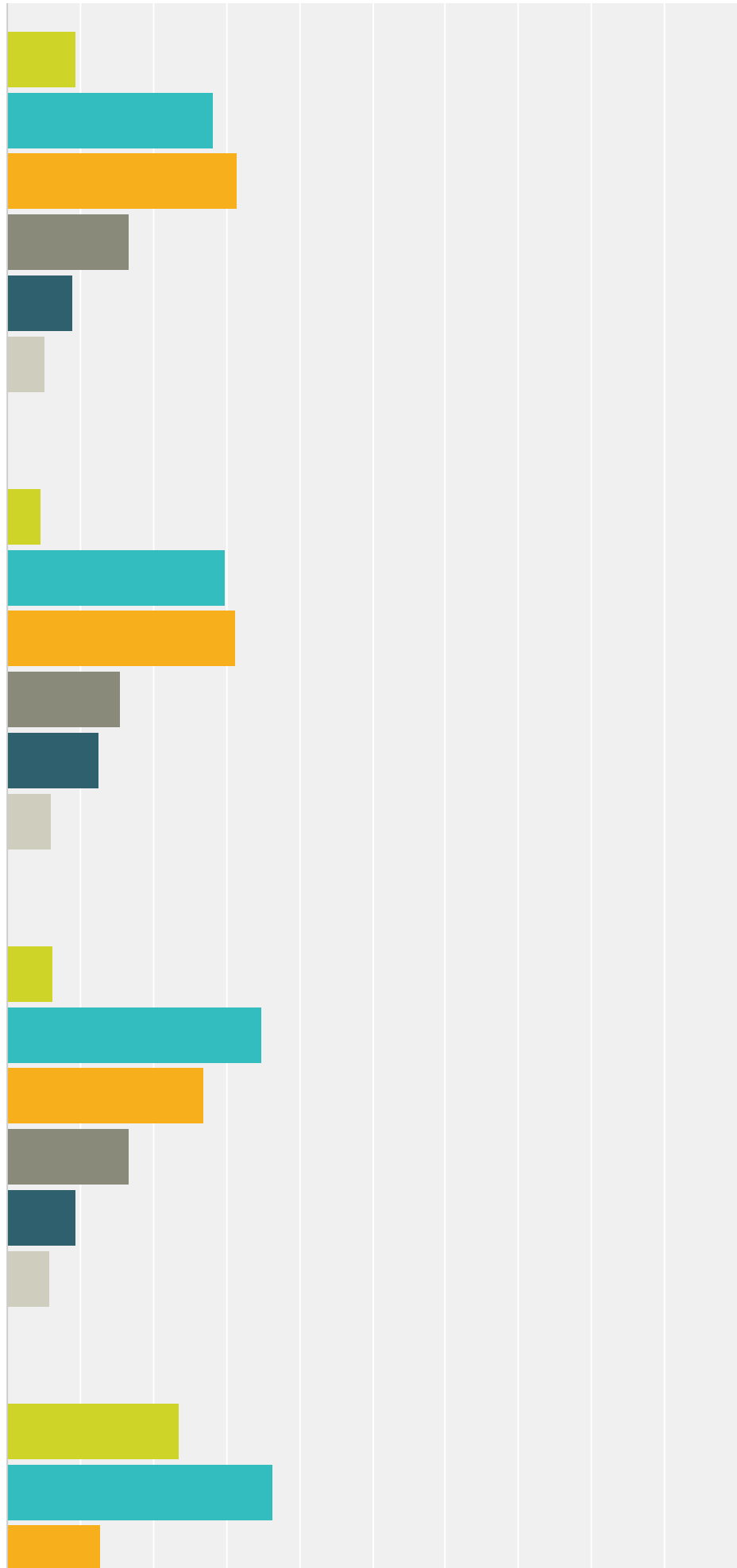


2014 NZIS Annual Member's Survey

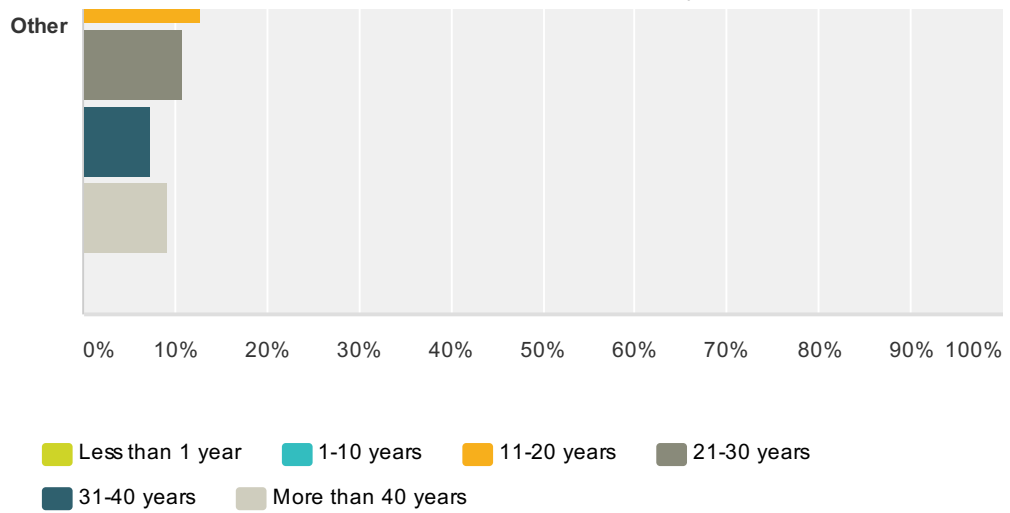
Land
Development ...

Positioning
and
measurement

Engineering
Surveying



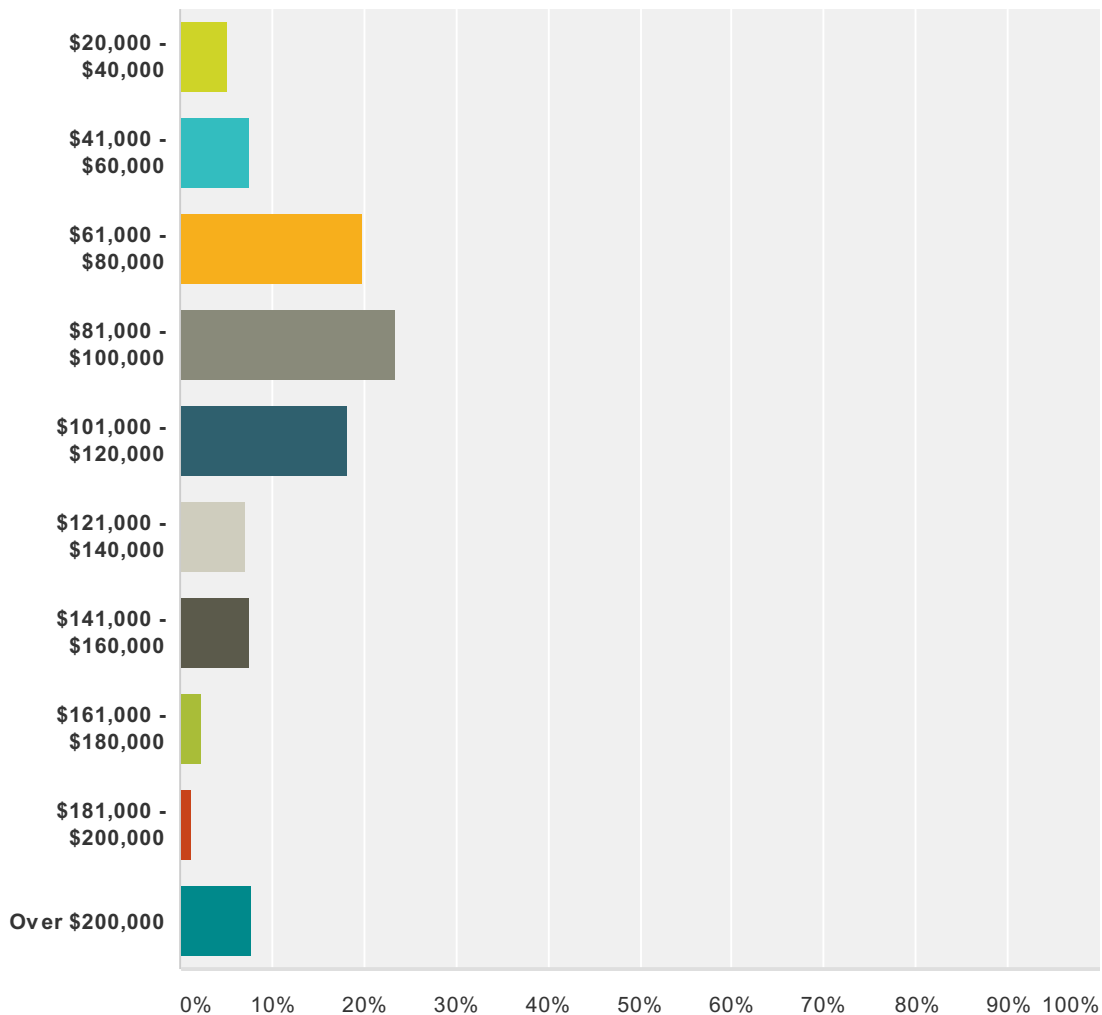
2014 NZIS Annual Member's Survey



	Less than 1 year	1-10 years	11-20 years	21-30 years	31-40 years	More than 40 years	Total
Spatial	24.00% 30	39.20% 49	14.40% 18	8.00% 10	9.60% 12	4.80% 6	125
Hydrographic	58.33% 49	20.24% 17	14.29% 12	4.76% 4	2.38% 2	0.00% 0	84
Cadastral	2.36% 7	24.66% 73	28.72% 85	18.92% 56	12.84% 38	12.50% 37	296
Land Development and Urban Design	9.39% 23	28.16% 69	31.43% 77	16.73% 41	8.98% 22	5.31% 13	245
Positioning and measurement	4.67% 10	29.91% 64	31.31% 67	15.42% 33	12.62% 27	6.07% 13	214
Engineering Surveying	6.32% 16	34.78% 88	26.88% 68	16.60% 42	9.49% 24	5.93% 15	253
Other	23.64% 13	36.36% 20	12.73% 7	10.91% 6	7.27% 4	9.09% 5	55

Q3 What income/salary (\$NZ) band are you in?

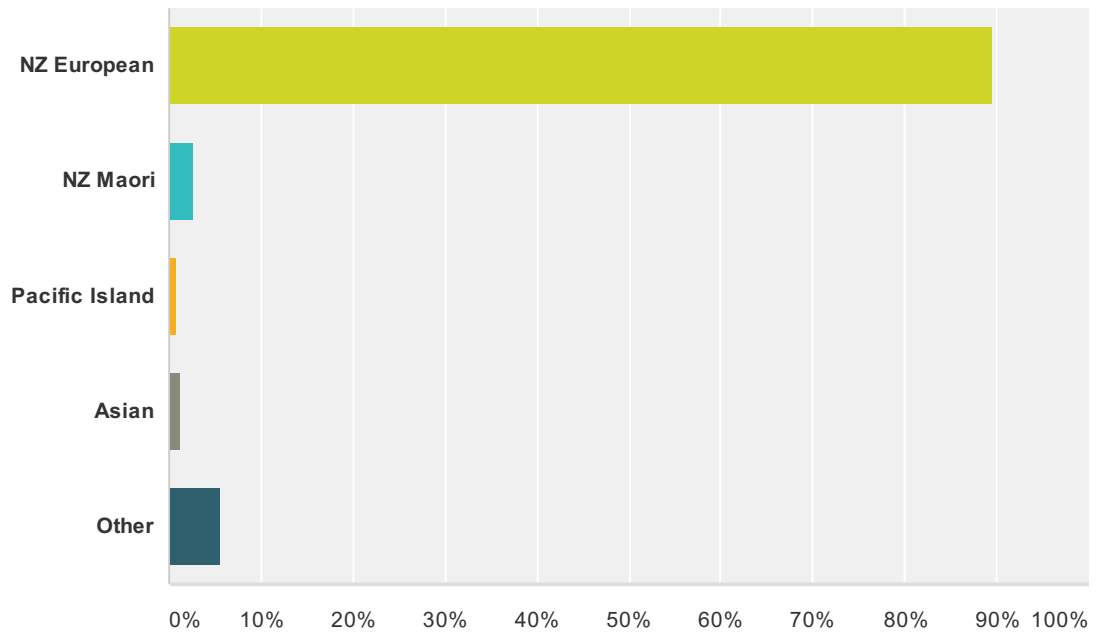
Answered: 308 Skipped: 19



Answer Choices	Responses	
\$20,000 - \$40,000	5.19%	16
\$41,000 - \$60,000	7.47%	23
\$61,000 - \$80,000	19.81%	61
\$81,000 - \$100,000	23.38%	72
\$101,000 - \$120,000	18.18%	56
\$121,000 - \$140,000	7.14%	22
\$141,000 - \$160,000	7.47%	23
\$161,000 - \$180,000	2.27%	7
\$181,000 - \$200,000	1.30%	4
Over \$200,000	7.79%	24

Q4 How do you describe your ethnicity?

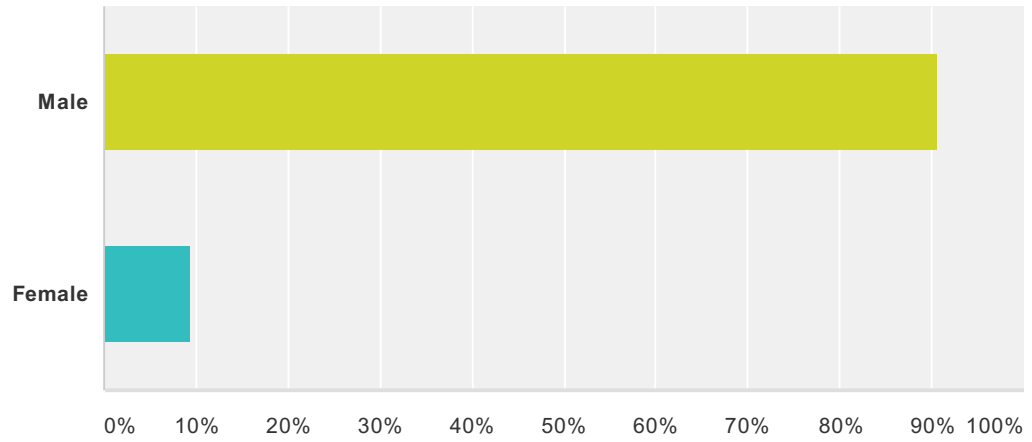
Answered: 325 Skipped: 2



Answer Choices	Responses
NZ European	89.54% 291
NZ Maori	2.77% 9
Pacific Island	0.92% 3
Asian	1.23% 4
Other	5.54% 18
Total	325

Q5 What is your gender?

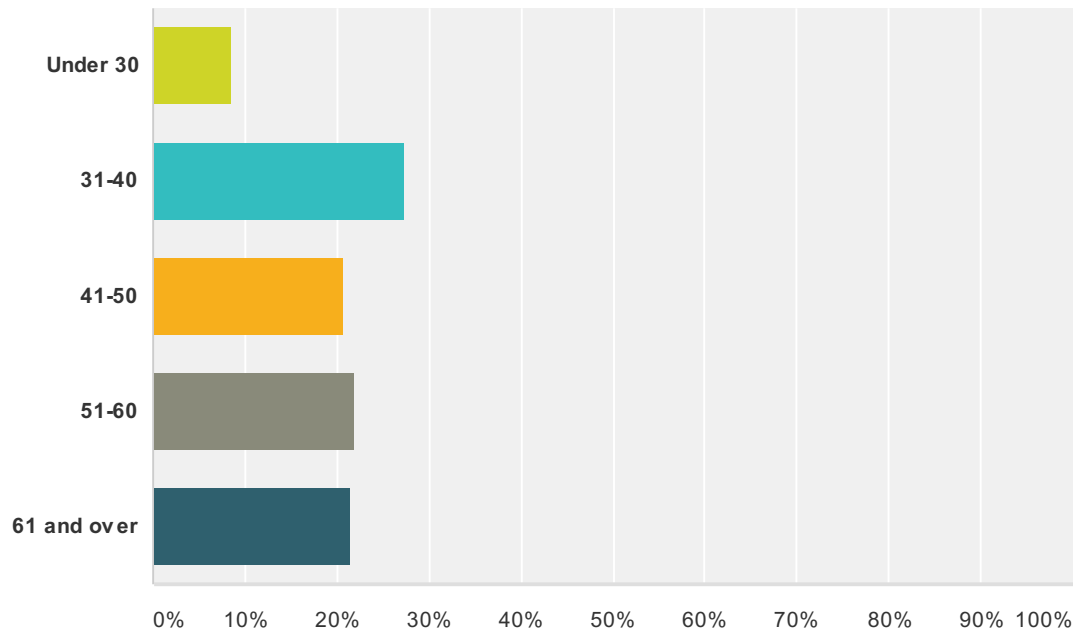
Answered: 322 Skipped: 5



Answer Choices	Responses
Male	90.68% 292
Female	9.32% 30
Total	322

Q6 What is your age bracket?

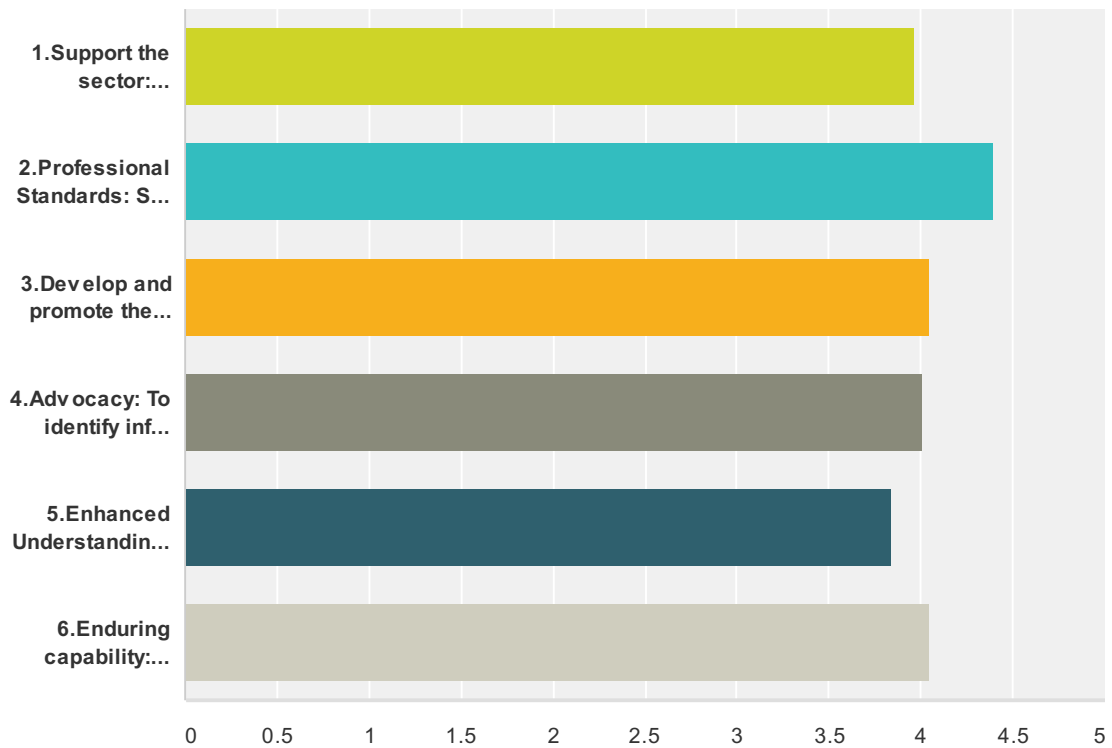
Answered: 325 Skipped: 2



Answer Choices	Responses
Under 30	8.62% 28
31-40	27.38% 89
41-50	20.62% 67
51-60	21.85% 71
61 and over	21.54% 70
Total	325

Q7 How relevant are the following NZIS strategic priorities to you?

Answered: 320 Skipped: 7



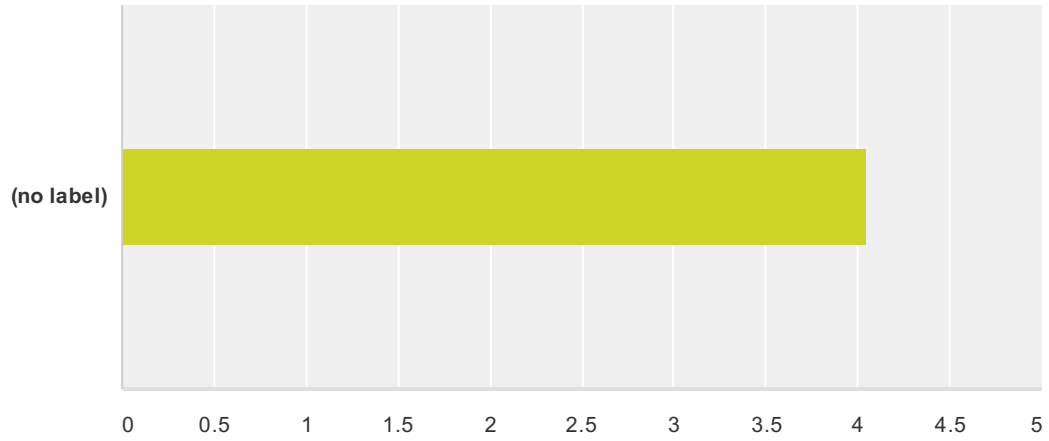
	Not at all relevant	Slightly relevant	Moderately relevant	Very relevant	Extremely relevant	N/A	Total	Average Rating
1.Support the sector: Recognise all contributions to the surveying and spatial sector and expand, enhance and support the professional skills available to our communities.	0.94% 3	3.13% 10	20.63% 66	44.69% 143	26.56% 85	4.06% 13	320	3.97
2. Professional Standards: Set and uphold standards in education, competence and ethical behavior.	0.32% 1	0.63% 2	8.86% 28	37.66% 119	49.05% 155	3.48% 11	316	4.39
3. Develop and promote the strong ethos of leadership, innovation and best practice.	0.32% 1	2.52% 8	17.35% 55	47.95% 152	28.39% 90	3.47% 11	317	4.05
4. Advocacy: To identify inform and influence decision-makers on national and community issues.	0.31% 1	4.72% 15	16.67% 53	46.23% 147	27.99% 89	4.09% 13	318	4.01
5. Enhanced Understanding: Enhance community and in particular, young people's understanding of the role the surveying and spatial sector plays in today's society.	0.32% 1	4.43% 14	28.16% 89	41.14% 130	22.47% 71	3.48% 11	316	3.84

2014 NZIS Annual Member's Survey

6.Enduring capability: Foster a sustainable, capable and vibrant surveying and spatial sector sufficient to meet this country's diverse and future needs.	0.63% 2	3.46% 11	15.09% 48	48.11% 153	28.62% 91	4.09% 13	318	4.05
---	-------------------	--------------------	---------------------	----------------------	---------------------	--------------------	-----	------

Q8 How important is professional certification to you?

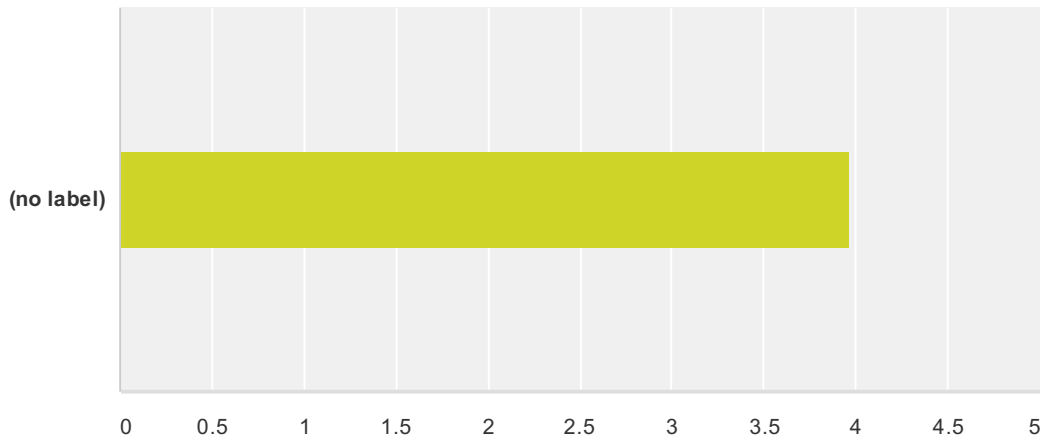
Answered: 322 Skipped: 5



	Not at all important	Slightly important	Moderately important	Very important	Extremely important	N/A	Total	Average Rating
(no label)	2.48% 8	4.35% 14	13.98% 45	37.27% 120	34.47% 111	7.45% 24	322	4.05

Q9 How important is ongoing professional development to you (eg keeping up with software development, CPD, ongoing training)?

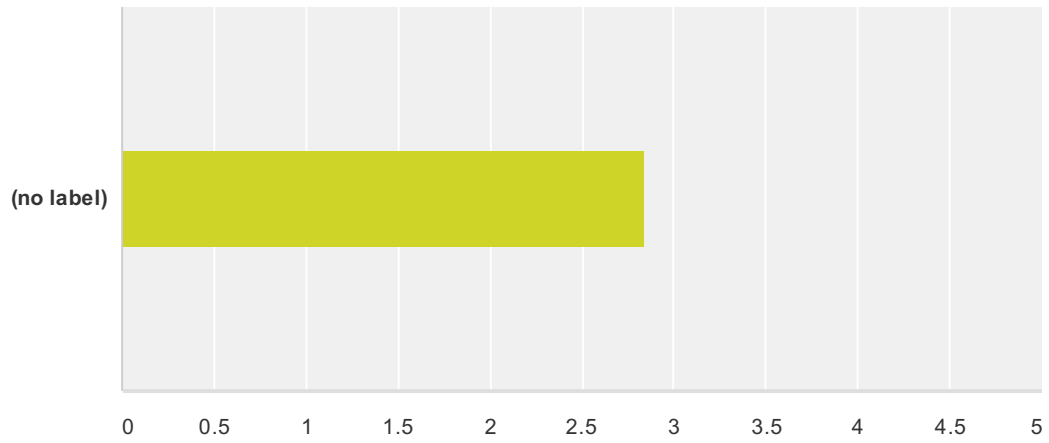
Answered: 324 Skipped: 3



	Not at all important	Slightly important	Moderately important	Very important	Extremely important	N/A	Total	Average Rating
(no label)	1.85% 6	4.01% 13	17.90% 58	42.59% 138	28.40% 92	5.25% 17	324	3.97

Q10 How important is the Registered Professional Certification (RPsurv) to you?

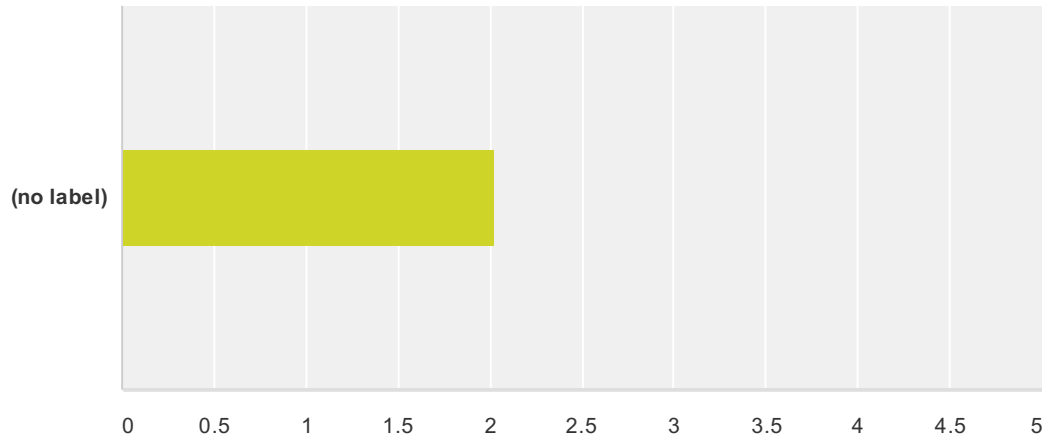
Answered: 321 Skipped: 6



	Not at all important	Slightly important	Moderately important	Very important	Extremely important	N/A	Total	Average Rating
(no label)	19.63% 63	17.45% 56	21.50% 69	17.76% 57	12.46% 40	11.21% 36	321	2.84

Q11 How important is the Registered Professional Certification (RPSurv) to your customers?

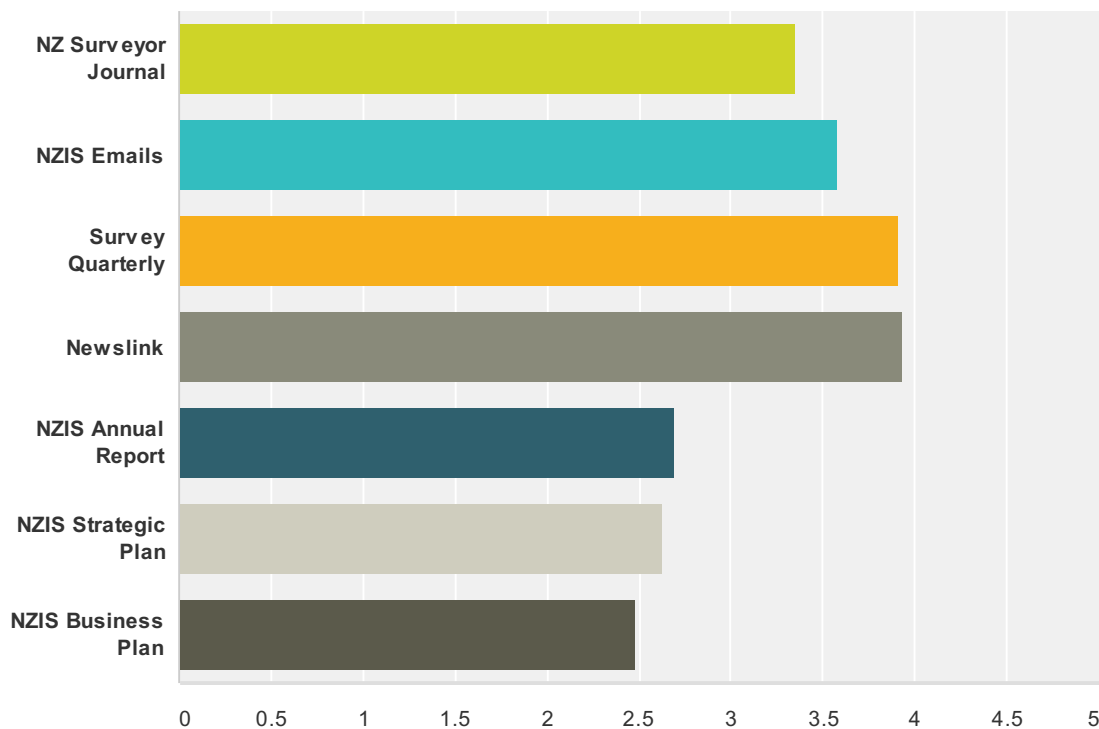
Answered: 315 Skipped: 12



	Not at all important	Slightly important	Moderately important	Very important	Extremely important	I don't know	Total	Average Rating
(no label)	35.24% 111	22.86% 72	14.92% 47	7.62% 24	2.22% 7	17.14% 54	315	2.02

Q12 How relevant are the following NZIS publications/communications to you?

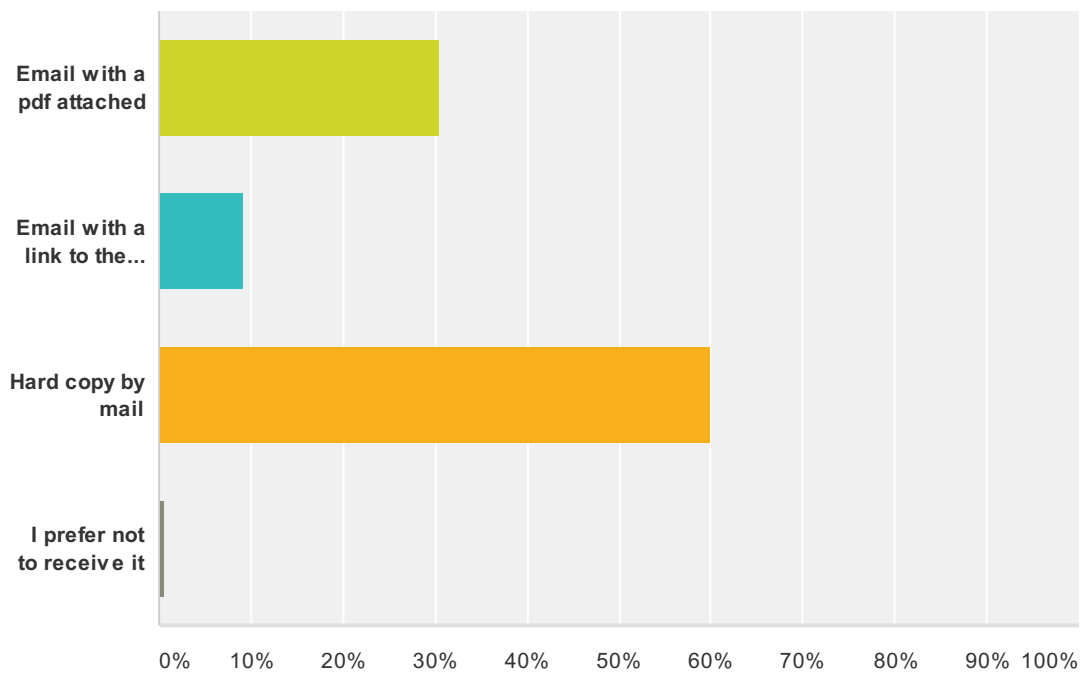
Answered: 324 Skipped: 3



	Not at all relevant	Slightly relevant	Moderately relevant	Very relevant	Extremely relevant	N/A	Total	Average Rating
NZ Surveyor Journal	2.80% 9	14.91% 48	34.78% 112	35.09% 113	9.94% 32	2.48% 8	322	3.35
NZIS Emails	0.93% 3	7.12% 23	35.91% 116	44.89% 145	10.84% 35	0.31% 1	323	3.58
Survey Quarterly	0.00% 0	2.48% 8	23.22% 75	55.42% 179	18.89% 61	0.00% 0	323	3.91
Newslink	0.93% 3	3.74% 12	19.63% 63	52.02% 167	23.68% 76	0.00% 0	321	3.94
NZIS Annual Report	8.13% 26	33.44% 107	39.06% 125	16.25% 52	1.56% 5	1.56% 5	320	2.69
NZIS Strategic Plan	11.01% 35	33.65% 107	33.96% 108	16.04% 51	1.89% 6	3.46% 11	318	2.63
NZIS Business Plan	14.20% 45	35.96% 114	33.44% 106	11.36% 36	1.58% 5	3.47% 11	317	2.48

Q13 What is your preferred way to receive Survey Quarterly?

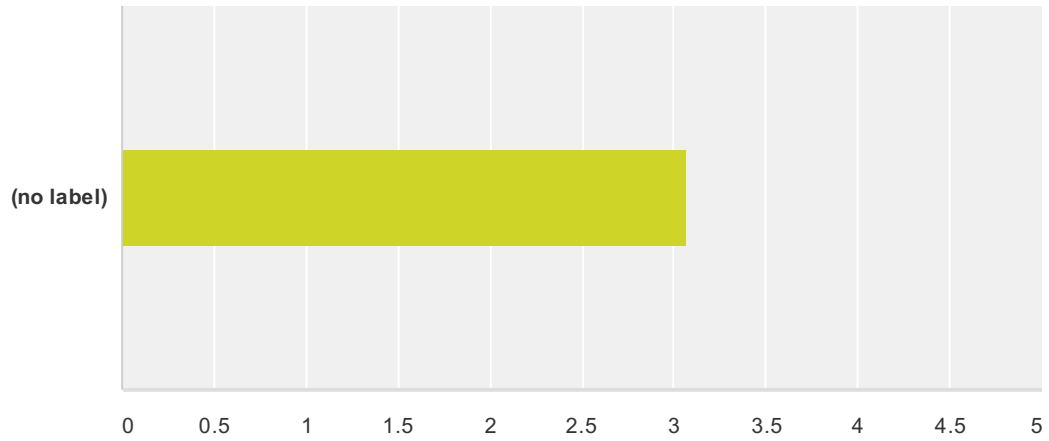
Answered: 319 Skipped: 8



Answer Choices	Responses
Email with a pdf attached	30.41% 97
Email with a link to the website	9.09% 29
Hard copy by mail	59.87% 191
I prefer not to receive it	0.63% 2
Total	319

Q14 How do you find the frequency of communication received from NZIS Board/Council?

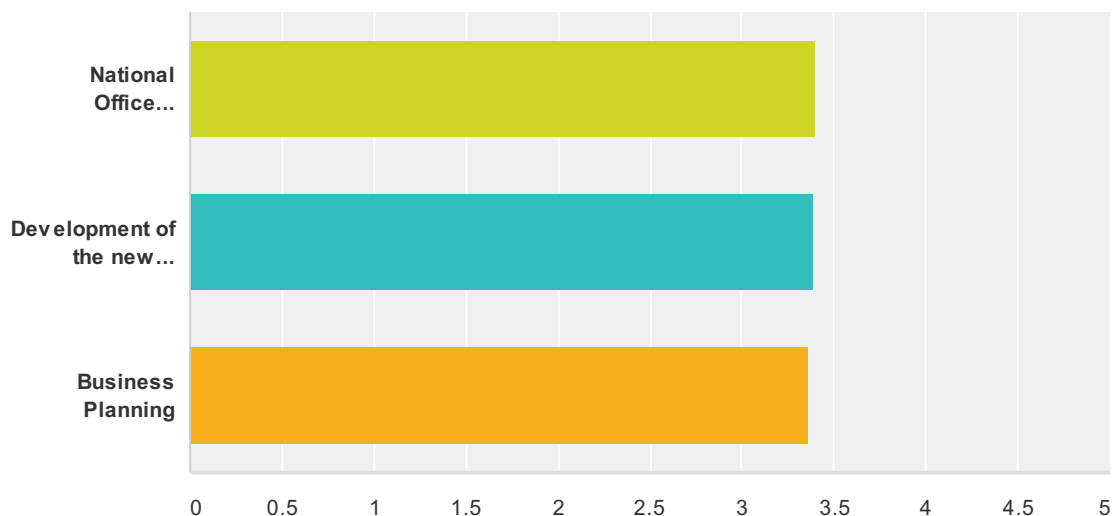
Answered: 322 Skipped: 5



	Way too frequent	A bit too frequent	About the right level	Not frequent enough	I'd like them a lot more frequent	N/A	Total	Average Rating
(no label)	0.00% 0	4.66% 15	82.92% 267	7.76% 25	1.86% 6	2.80% 9	322	3.07

Q15 From your experience how well did NZIS perform when implementing The Way Forward 2013?

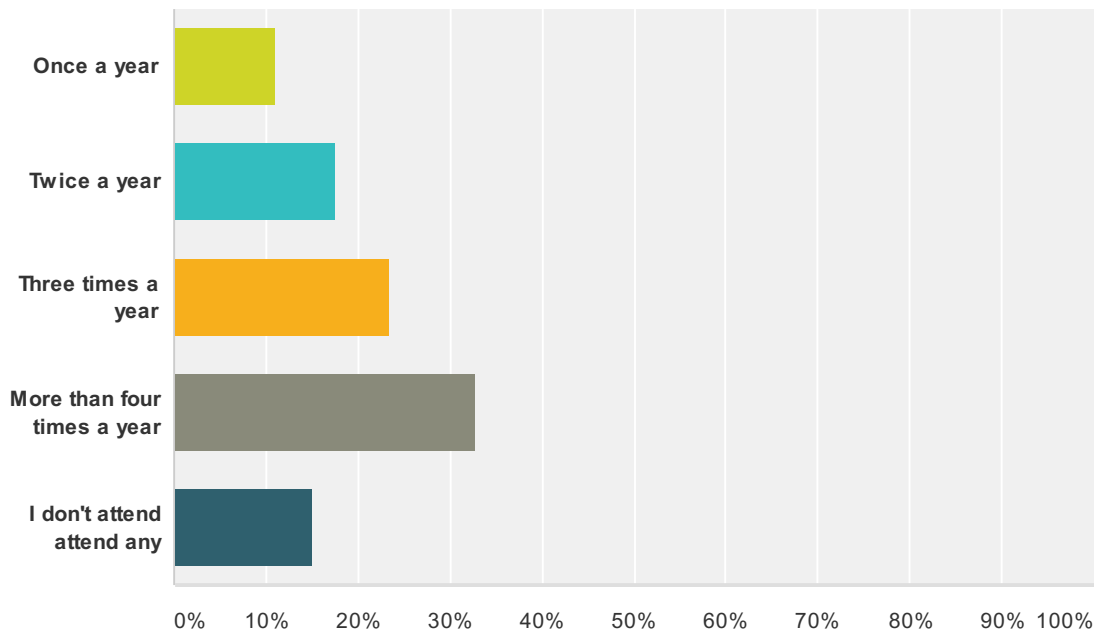
Answered: 319 Skipped: 8



	Not at all well	Slightly well	Moderately well	Very well	Extremely well	I don't know	Total	Average Rating
National Office resourcing	2.19% 7	5.64% 18	23.20% 74	30.41% 97	2.51% 8	36.05% 115	319	3.40
Development of the new Constitution (ie the Rules)	3.16% 10	6.33% 20	23.42% 74	30.70% 97	4.11% 13	32.28% 102	316	3.39
Business Planning	1.90% 6	4.11% 13	26.58% 84	24.05% 76	2.53% 8	40.82% 129	316	3.36

Q16 How often do you attend CPD or other professionally related training?

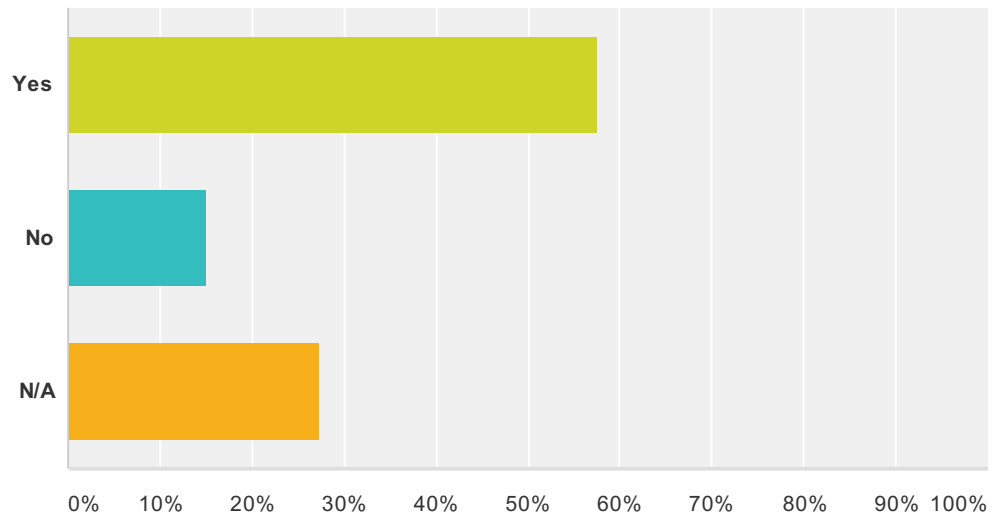
Answered: 324 Skipped: 3



Answer Choices	Responses	
Once a year	11.11%	36
Twice a year	17.59%	57
Three times a year	23.46%	76
More than four times a year	32.72%	106
I don't attend attend any	15.12%	49
Total		324

Q17 Does your organisation support your CPD/Training as part of your annual individual employee performance review?

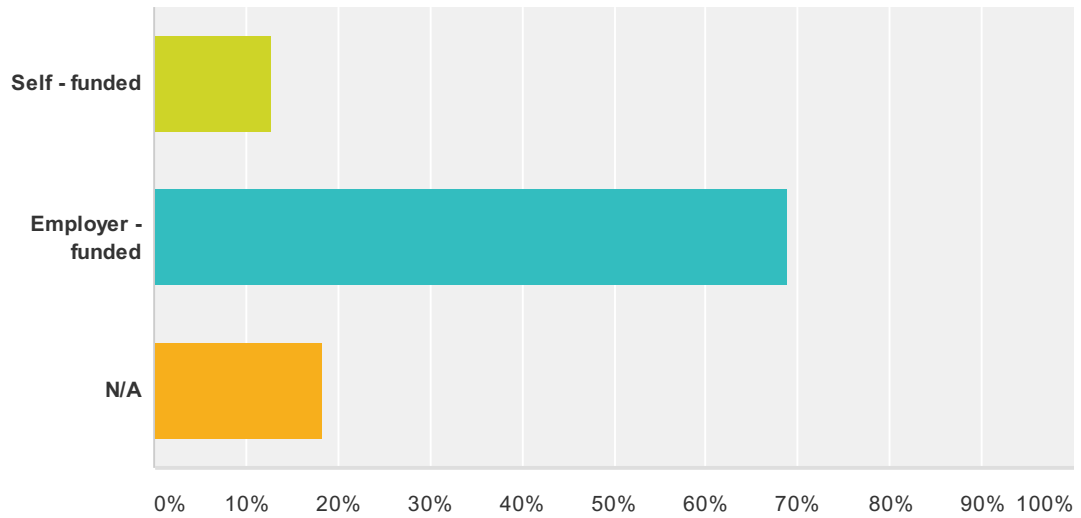
Answered: 321 Skipped: 6



Answer Choices	Responses	
Yes	57.63%	185
No	14.95%	48
N/A	27.41%	88
Total		321

Q18 Do you fund your own CPD/Training or is it employer funded?

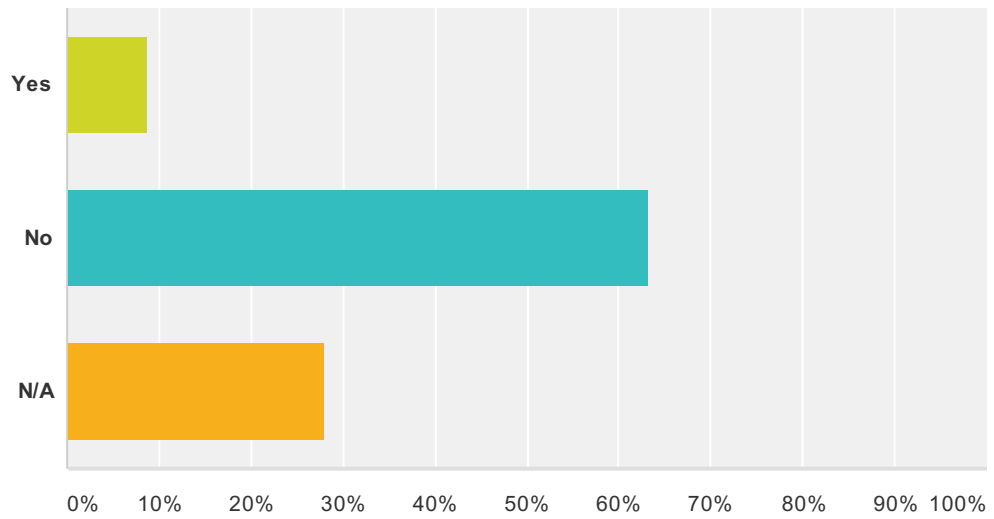
Answered: 321 Skipped: 6



Answer Choices	Responses
Self - funded	12.77% 41
Employer - funded	68.85% 221
N/A	18.38% 59
Total	321

Q19 Is the completion of your CPD/Training linked to your annual salary review or increase?

Answered: 322 Skipped: 5



Answer Choices	Responses
Yes	8.70% 28
No	63.35% 204
N/A	27.95% 90
Total	322

Q20 What do you see as the key issues for the future?

Answered: 144 Skipped: 183