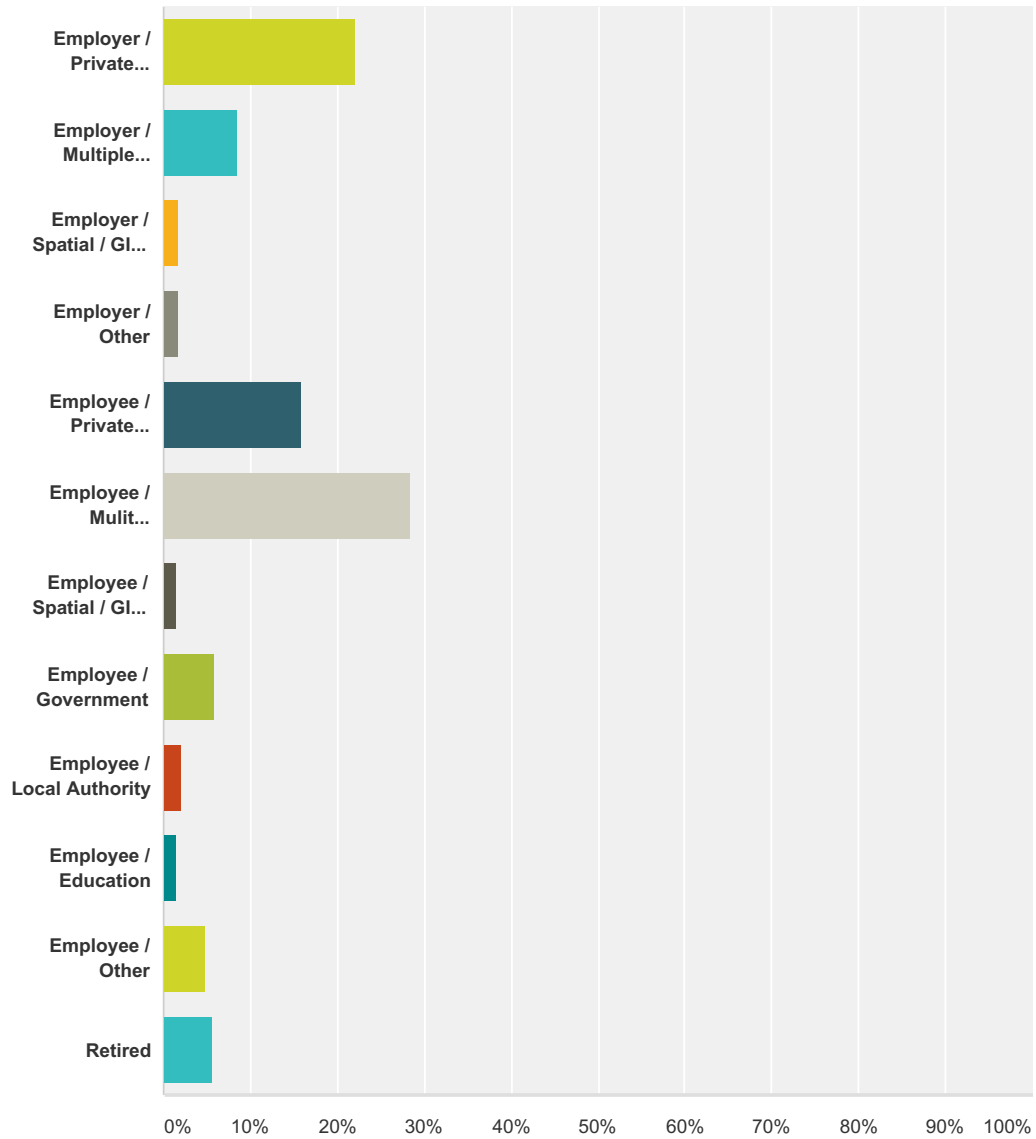


Q1 What is your role in your occupation?

Answered: 451 Skipped: 0



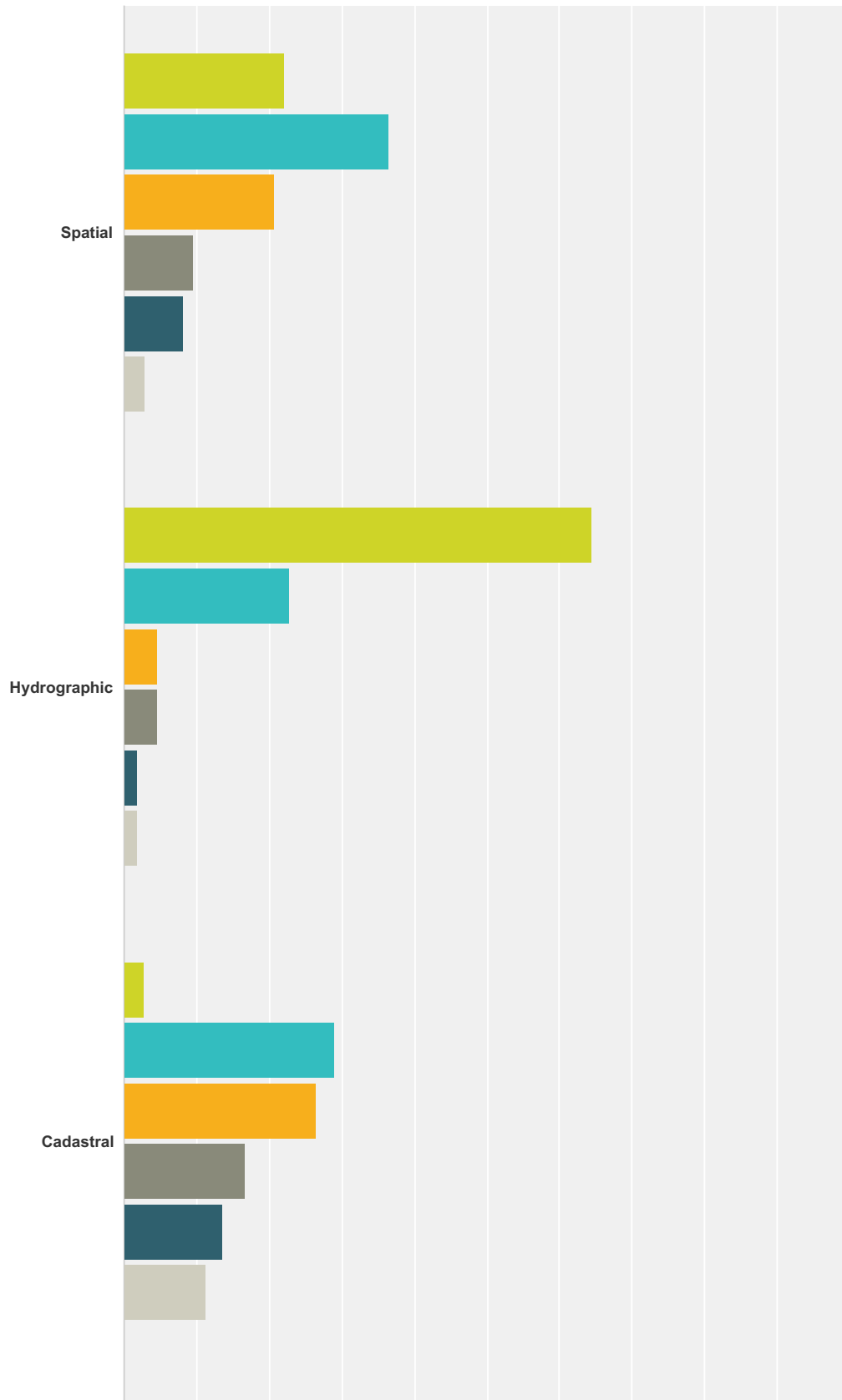
Answer Choices	Responses
Employer / Private Practice Survey Firm	22.17% 100
Employer / Multiple Discipline Firm	8.65% 39
Employer / Spatial / GIS Firm	1.77% 8
Employer / Other	1.77% 8
Employee / Private Practice Survey Firm	15.96% 72
Employee / Multit Discipline Firm	28.38% 128
Employee / Spatial / GIS Firm	1.55% 7
Employee / Government	5.76% 26

2015 NZIS Annual Members' Survey

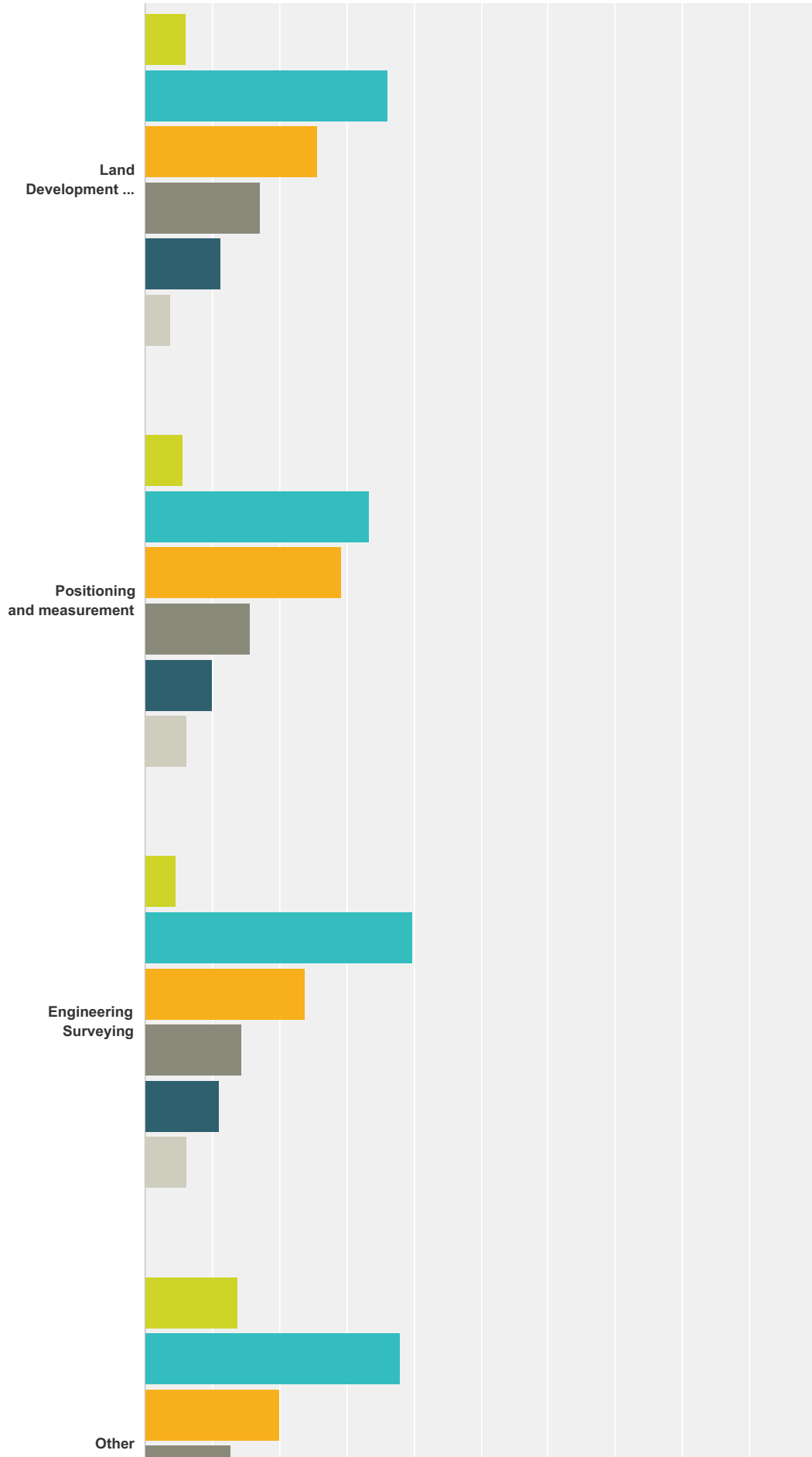
Employee / Local Authority	2.00%	9
Employee / Education	1.55%	7
Employee / Other	4.88%	22
Retired	5.54%	25
Total		451

Q2 How many years experience have you had in the sector?

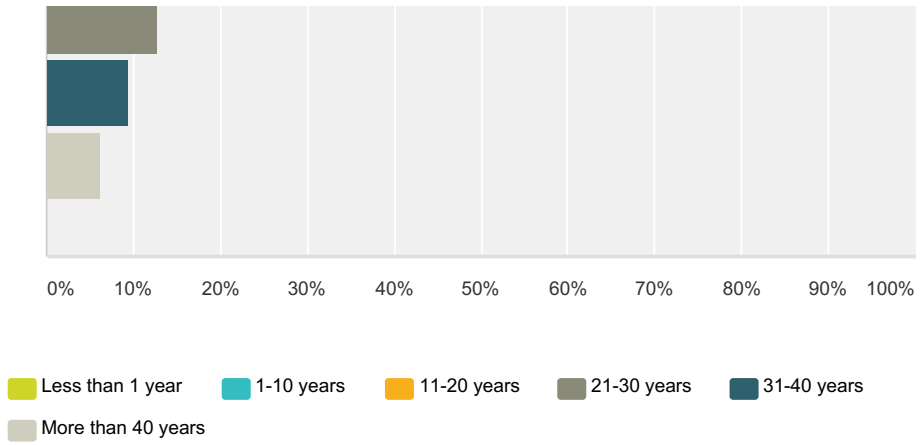
Answered: 449 Skipped: 2



2015 NZIS Annual Members' Survey



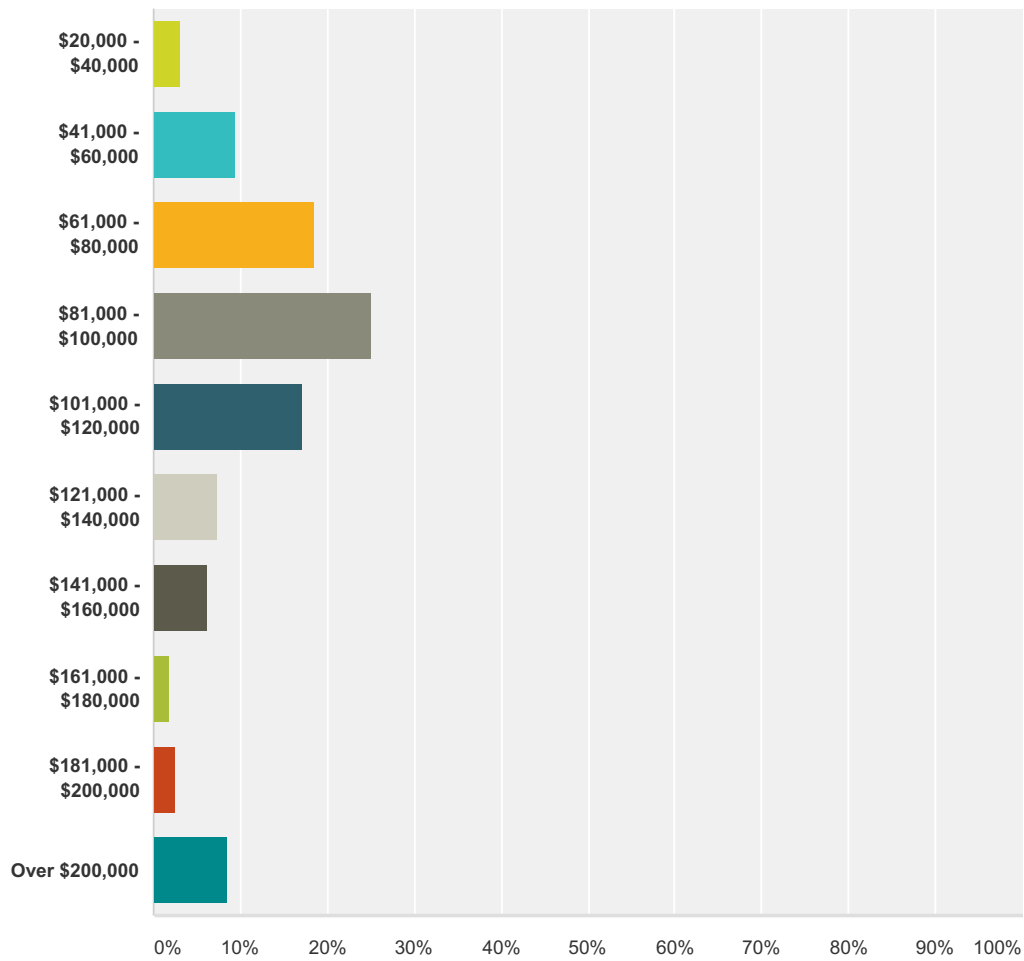
2015 NZIS Annual Members' Survey



	Less than 1 year	1-10 years	11-20 years	21-30 years	31-40 years	More than 40 years	Total
Spatial	22.12% 46	36.54% 76	20.67% 43	9.62% 20	8.17% 17	2.88% 6	208
Hydrographic	64.55% 71	22.73% 25	4.55% 5	4.55% 5	1.82% 2	1.82% 2	110
Cadastral	2.78% 11	29.04% 115	26.52% 105	16.67% 66	13.64% 54	11.36% 45	396
Land Development and Urban Design	6.11% 19	36.01% 112	25.72% 80	17.04% 53	11.25% 35	3.86% 12	311
Positioning and measurement	5.56% 16	33.33% 96	29.17% 84	15.63% 45	10.07% 29	6.25% 18	288
Engineering Surveying	4.63% 15	39.81% 129	23.77% 77	14.51% 47	11.11% 36	6.17% 20	324
Other	13.68% 13	37.89% 36	20.00% 19	12.63% 12	9.47% 9	6.32% 6	95

Q3 What income/salary (\$NZ) band are you in?

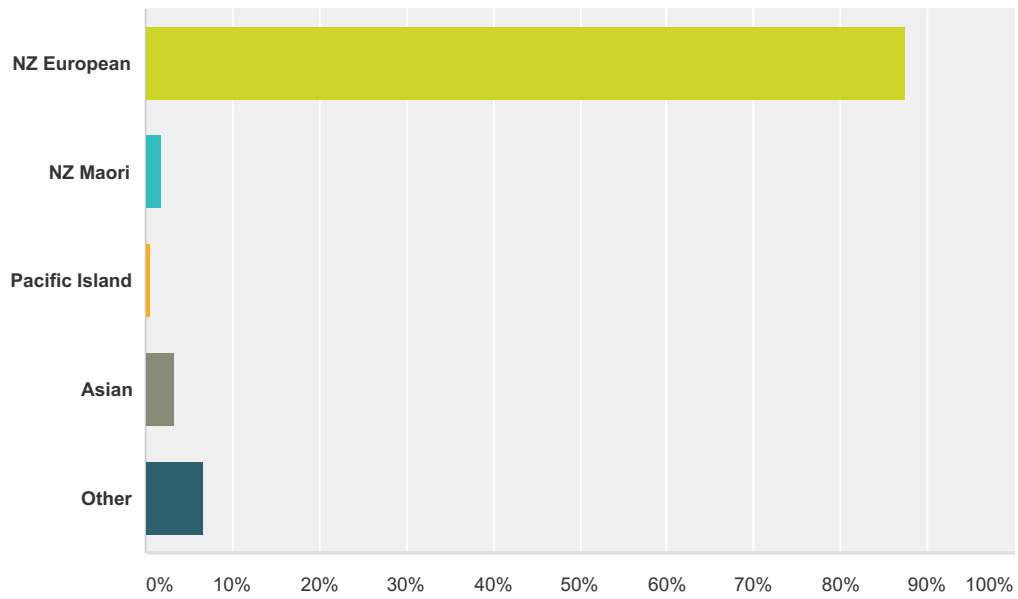
Answered: 434 Skipped: 17



Answer Choices	Responses	
\$20,000 - \$40,000	3.23%	14
\$41,000 - \$60,000	9.45%	41
\$61,000 - \$80,000	18.66%	81
\$81,000 - \$100,000	25.12%	109
\$101,000 - \$120,000	17.05%	74
\$121,000 - \$140,000	7.37%	32
\$141,000 - \$160,000	6.22%	27
\$161,000 - \$180,000	1.84%	8
\$181,000 - \$200,000	2.53%	11
Over \$200,000	8.53%	37

Q4 How do you describe your ethnicity?

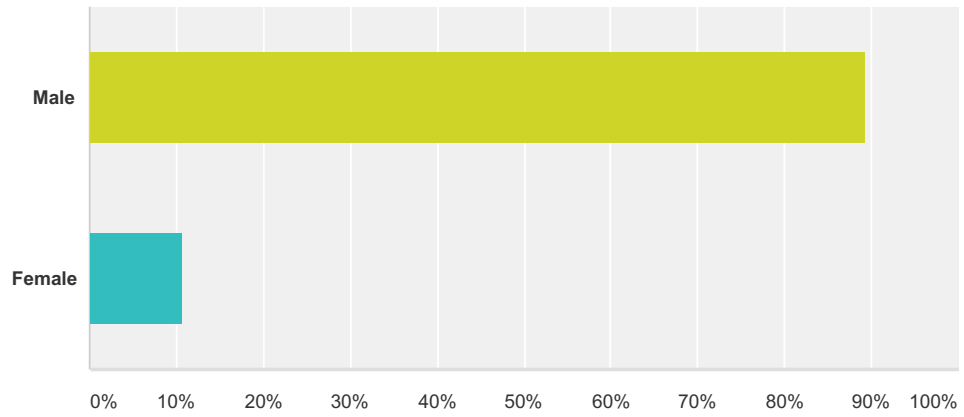
Answered: 447 Skipped: 4



Answer Choices	Responses
NZ European	87.47% 391
NZ Maori	1.79% 8
Pacific Island	0.67% 3
Asian	3.36% 15
Other	6.71% 30
Total	447

Q5 What is your gender?

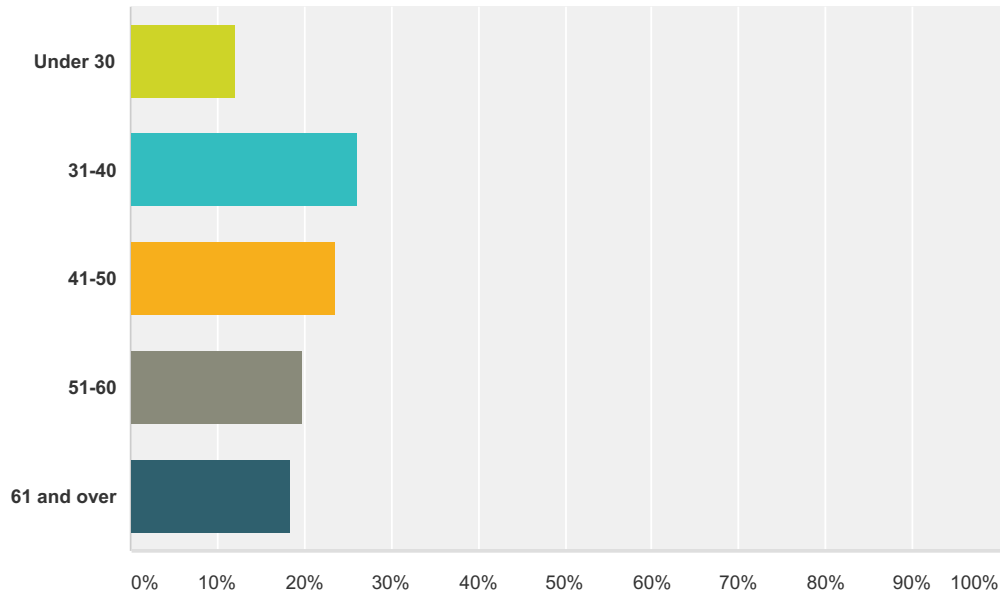
Answered: 440 Skipped: 11



Answer Choices	Responses
Male	89.32% 393
Female	10.68% 47
Total	440

Q6 What is your age bracket?

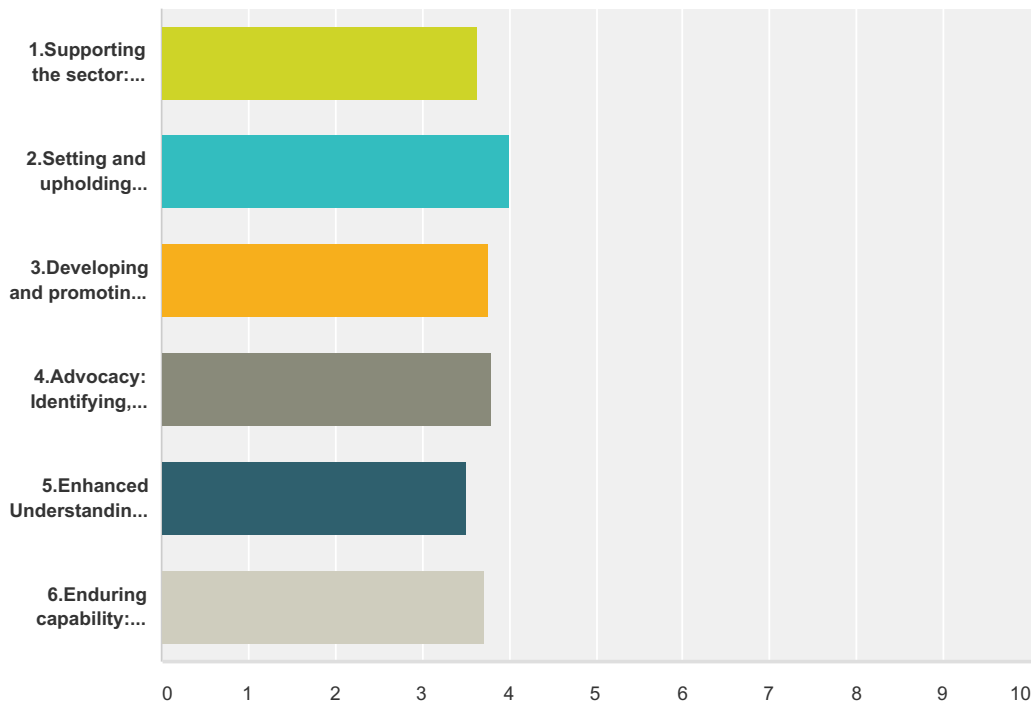
Answered: 448 Skipped: 3



Answer Choices	Responses
Under 30	12.05% 54
31-40	26.12% 117
41-50	23.66% 106
51-60	19.87% 89
61 and over	18.30% 82
Total	448

Q7 Which activity do you value the most from NZIS?

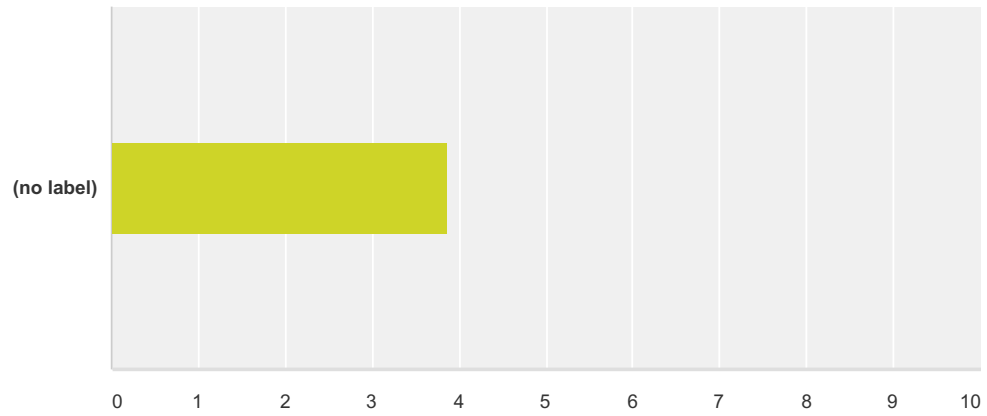
Answered: 443 Skipped: 8



	No value to me	Slight value to me	Moderately value to me	High value to me	Extreme value to me	N/A	Total	Weighted Average
1. Supporting the sector: Recognising all contributions to the surveying and spatial sector and expanding, enhancing and supporting professional skills available to our communities.	2.75% 12	6.19% 27	26.83% 117	48.85% 213	12.61% 55	2.75% 12	436	3.64
2. Setting and upholding Professional Standards: Setting and upholding standards in education, competence and ethical behavior.	1.81% 8	4.54% 20	13.38% 59	49.21% 217	28.12% 124	2.95% 13	441	4.00
3. Developing and promoting the strong ethos of leadership, innovation and best practice.	1.38% 6	5.07% 22	25.58% 111	49.08% 213	15.90% 69	3.00% 13	434	3.75
4. Advocacy: Identifying, informing and influencing decision-makers on national and community issues.	2.07% 9	7.14% 31	22.58% 98	41.24% 179	23.04% 100	3.92% 17	434	3.79
5. Enhanced Understanding: Enhancing community and in particular, young peoples' understanding of the role the surveying and spatial sector plays in today's society.	1.84% 8	10.37% 45	33.64% 146	37.79% 164	12.67% 55	3.69% 16	434	3.51
6. Enduring capability: Fostering a sustainable, capable and vibrant surveying and spatial sectors sufficient to meet this country's diverse and future needs.	2.07% 9	5.98% 26	26.90% 117	44.37% 193	17.24% 75	3.45% 15	435	3.71

Q8 How important is professional certification to you?

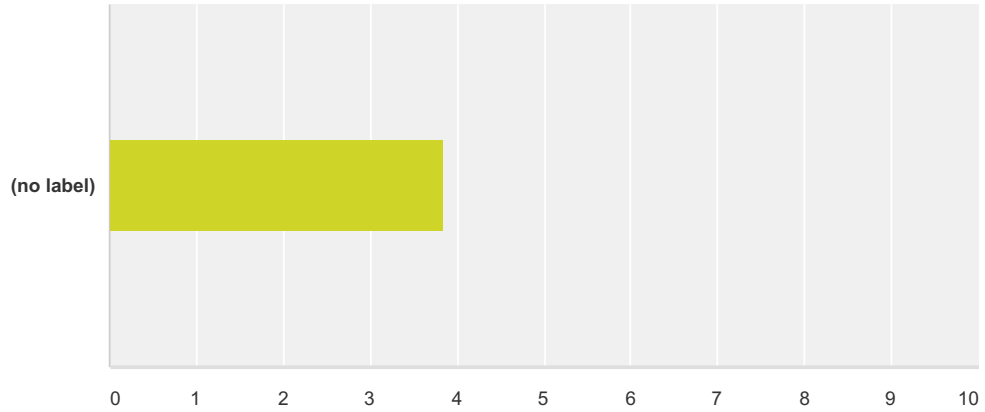
Answered: 447 Skipped: 4



	Not at all important	Slightly important	Moderately important	Very important	Extremely important	N/A	Total	Weighted Average
(no label)	4.25% 19	6.49% 29	17.90% 80	38.26% 171	30.65% 137	2.46% 11	447	3.87

Q9 How important is ongoing professional development to you (eg keeping up with software development, CPD, ongoing training)?

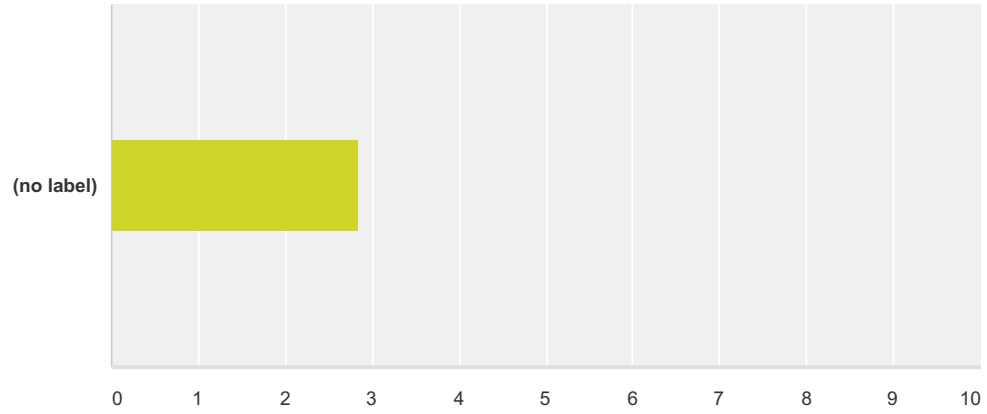
Answered: 446 Skipped: 5



	Not at all important	Slightly important	Moderately important	Very important	Extremely important	N/A	Total	Weighted Average
(no label)	1.35% 6	5.38% 24	21.08% 94	47.98% 214	20.85% 93	3.36% 15	446	3.84

Q10 How important is the Registered Professional Certification (eg RPsurv) to you?

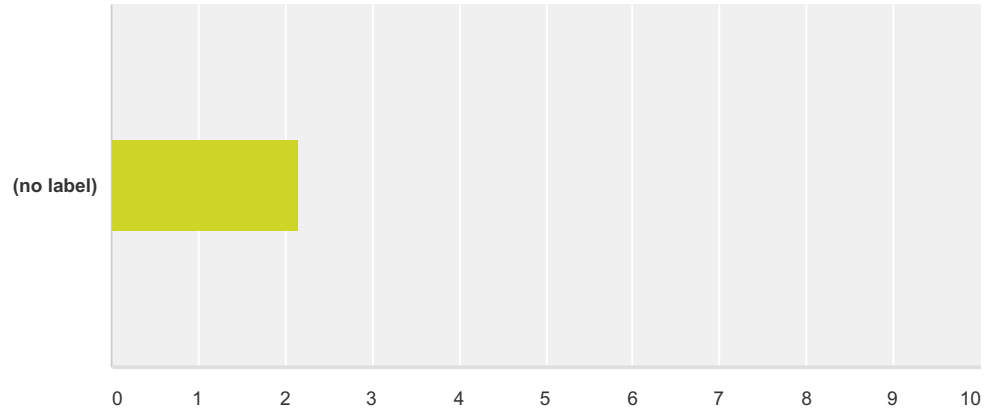
Answered: 445 Skipped: 6



	Not at all important	Slightly important	Moderately important	Very important	Extremely important	N/A	Total	Weighted Average
(no label)	19.10% 85	18.88% 84	23.60% 105	21.57% 96	10.11% 45	6.74% 30	445	2.84

Q11 How important is the Registered Professional Certification (RPSurv) to your customers?

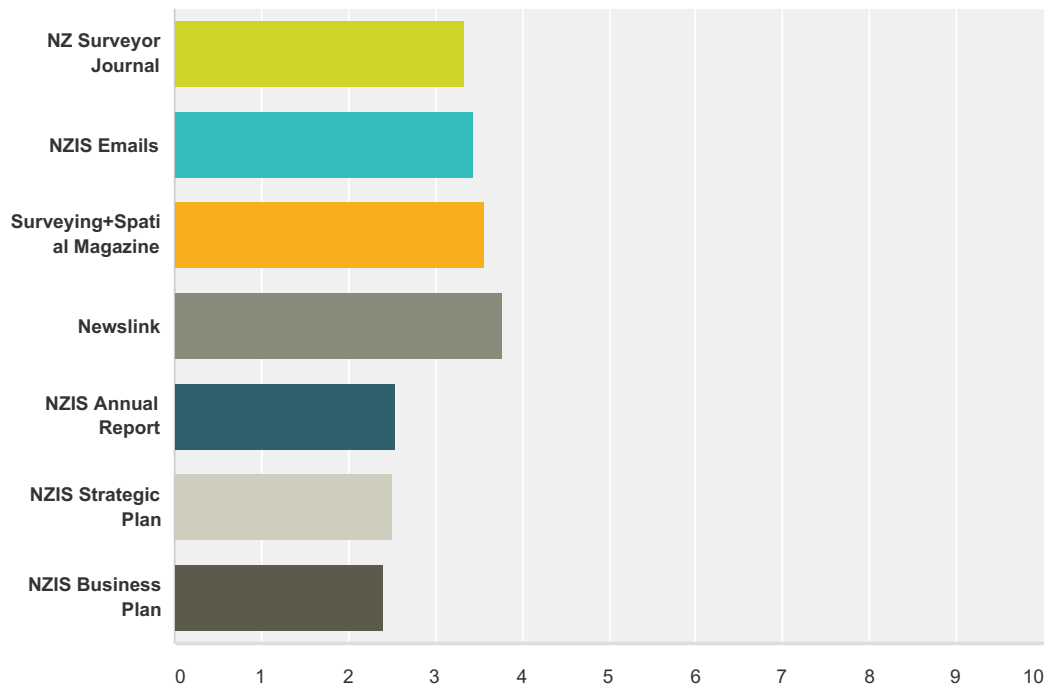
Answered: 443 Skipped: 8



	Not at all important	Slightly important	Moderately important	Very important	Extremely important	I don't know	Total	Weighted Average
(no label)	31.83% 141	20.99% 93	20.32% 90	7.00% 31	2.93% 13	16.93% 75	443	2.14

Q12 How relevant are the following NZIS publications/communications to you?

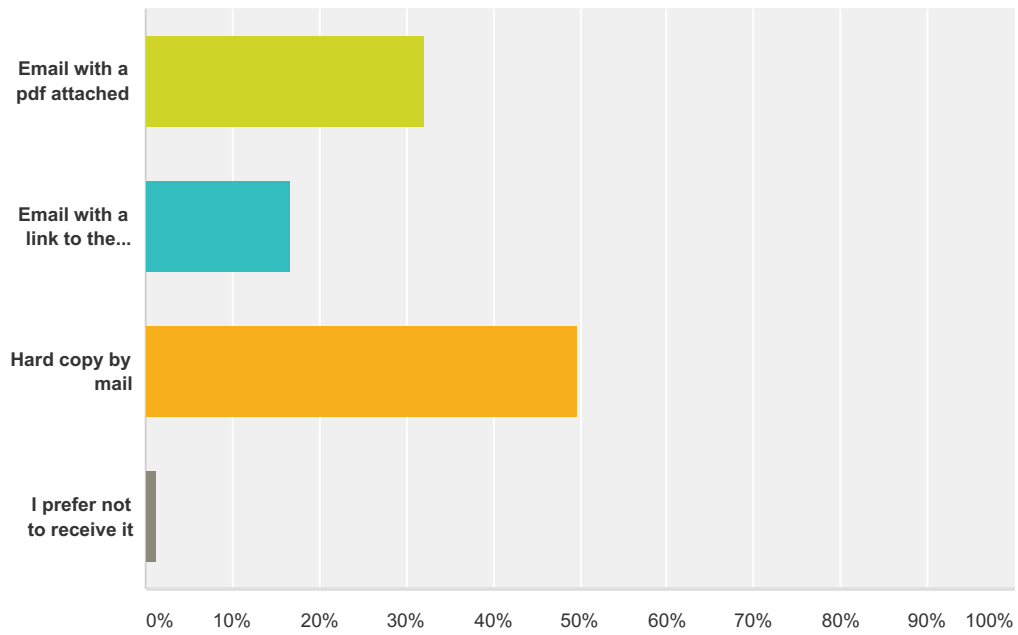
Answered: 449 Skipped: 2



	Not at all relevant	Slightly relevant	Moderately relevant	Very relevant	Extremely relevant	N/A	Total	Weighted Average
NZ Surveyor Journal	4.29% 19	12.19% 54	37.70% 167	34.31% 152	9.71% 43	1.81% 8	443	3.34
NZIS Emails	1.13% 5	14.64% 65	32.43% 144	40.54% 180	10.81% 48	0.45% 2	444	3.45
Surveying+Spatial Magazine	2.69% 12	8.74% 39	29.15% 130	45.96% 205	13.00% 58	0.45% 2	446	3.58
Newslink	1.58% 7	5.18% 23	24.10% 107	51.80% 230	16.89% 75	0.45% 2	444	3.78
NZIS Annual Report	12.67% 56	34.84% 154	36.88% 163	11.31% 50	2.49% 11	1.81% 8	442	2.55
NZIS Strategic Plan	15.00% 66	33.64% 148	35.68% 157	11.14% 49	2.27% 10	2.27% 10	440	2.51
NZIS Business Plan	17.91% 79	36.28% 160	31.75% 140	9.52% 42	2.04% 9	2.49% 11	441	2.40

Q13 What is your preferred way to receive Surveying+Spatial?

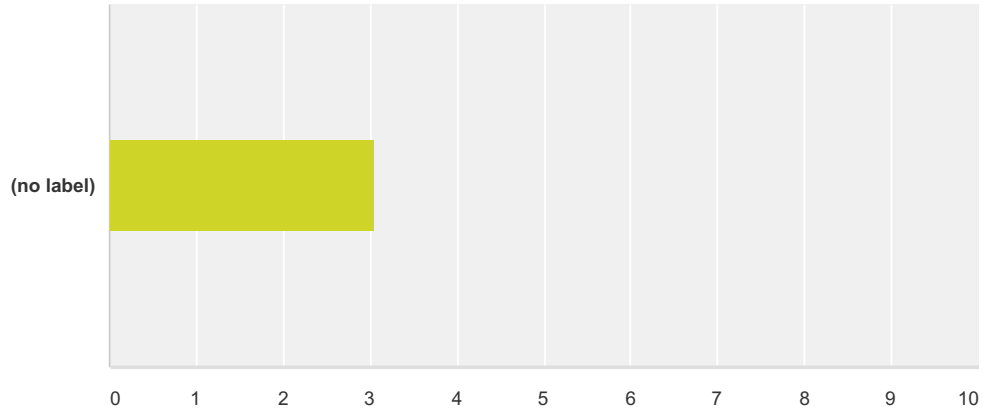
Answered: 450 Skipped: 1



Answer Choices	Responses
Email with a pdf attached	32.22% 145
Email with a link to the website	16.67% 75
Hard copy by mail	49.78% 224
I prefer not to receive it	1.33% 6
Total	450

Q14 How do you find the frequency of communication received from NZIS Board/Council?

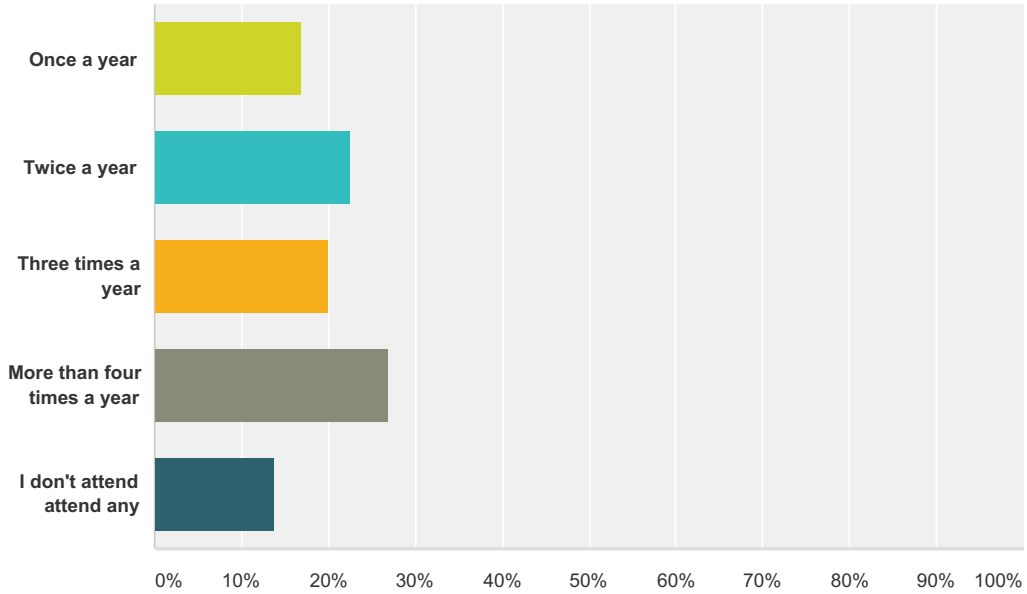
Answered: 446 Skipped: 5



	Way too frequent	A bit too frequent	About the right level	Not frequent enough	I'd like them a lot more frequent	N/A	Total	Weighted Average
(no label)	0.67% 3	6.28% 28	79.15% 353	8.52% 38	2.02% 9	3.36% 15	446	3.05

Q15 How often do you attend Continuing Professional Development or other training events?

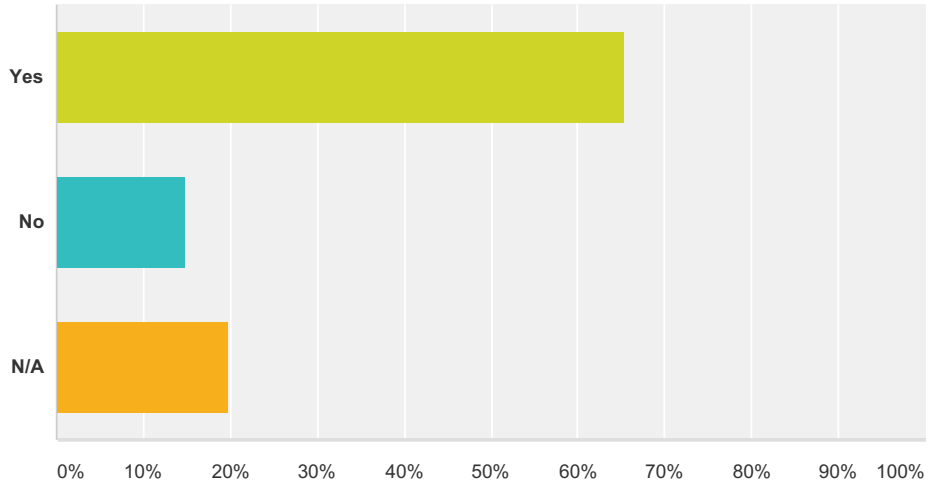
Answered: 450 Skipped: 1



Answer Choices	Responses	
Once a year	16.89%	76
Twice a year	22.44%	101
Three times a year	20.00%	90
More than four times a year	26.89%	121
I don't attend attend any	13.78%	62
Total		450

Q16 Does your organisation support your CPD/Training as part of your annual individual employee performance review?

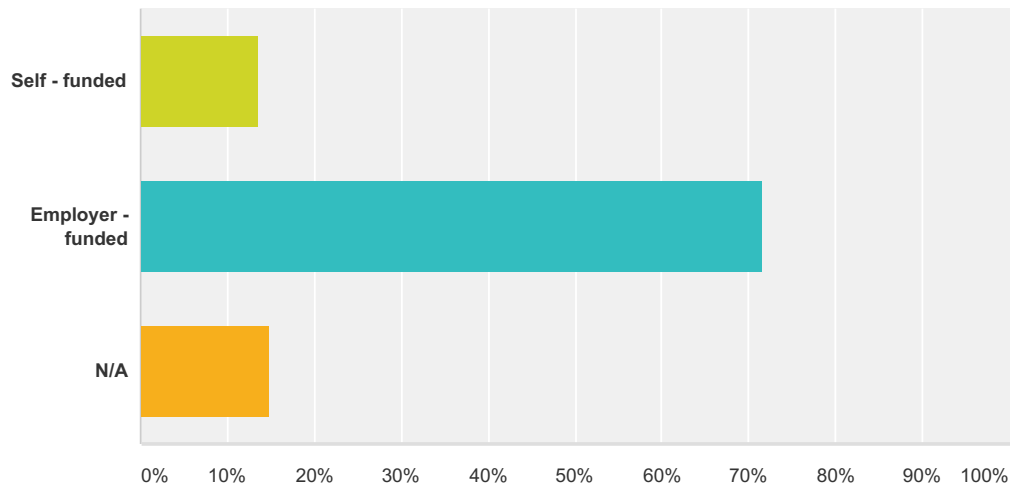
Answered: 449 Skipped: 2



Answer Choices	Responses	
Yes	65.26%	293
No	14.92%	67
N/A	19.82%	89
Total		449

Q17 Do you fund your own CPD/Training or is it employer funded?

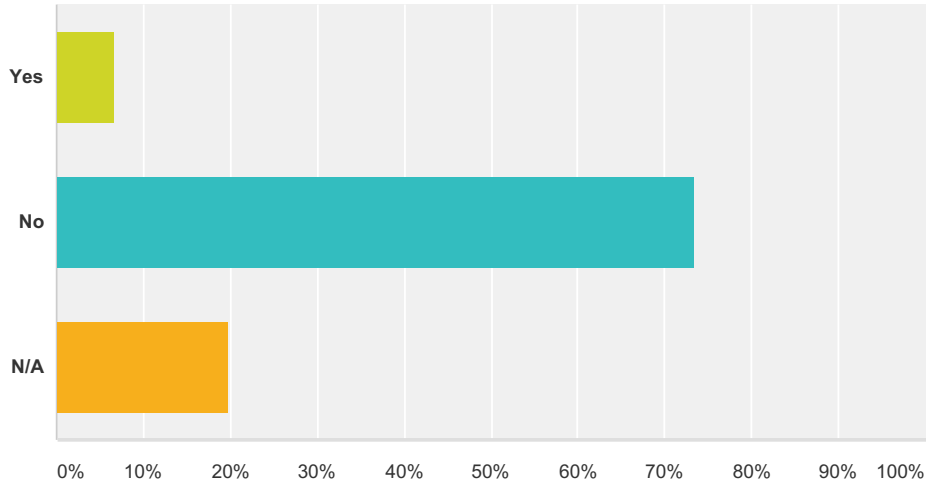
Answered: 448 Skipped: 3



Answer Choices	Responses
Self - funded	13.62% 61
Employer - funded	71.65% 321
N/A	14.73% 66
Total	448

Q18 Is the completion of your CPD/Training linked to your annual salary review or increase?

Answered: 448 Skipped: 3



Answer Choices	Responses
Yes	6.70% 30
No	73.44% 329
N/A	19.87% 89
Total	448

Q19 Do you have any comments?

Answered: 104 Skipped: 347